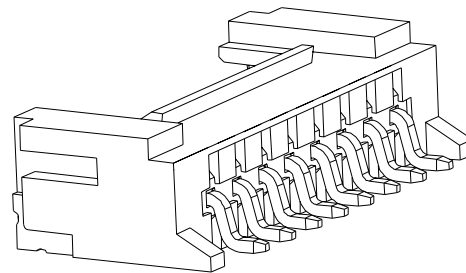
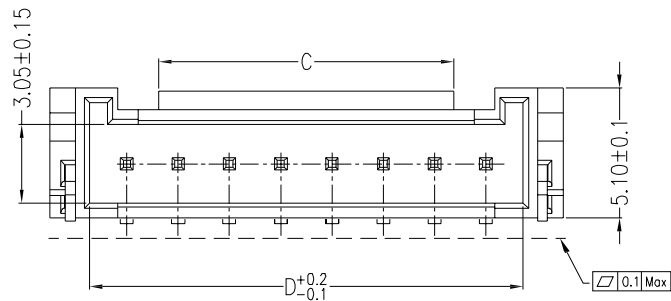


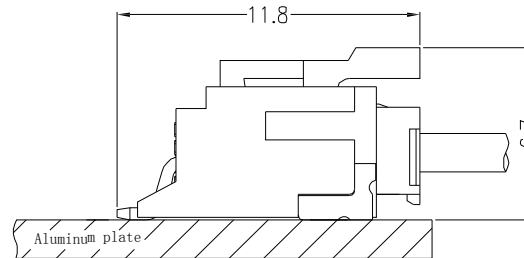
Board Layout
General Tolerance: ±0.05



主要技术参数 Main Specifications

- 线数 (Poles): 02 to 16
- 接触电阻 (Contact resistance): $\leq 20m\Omega$
- 绝缘电阻 (Insulation resistance): $\geq 1000M\Omega$
- 额定电压 (Rated voltage): 250V AC DC
- 额定电流 (Rated current): 2.0A AC DC
- 耐电压 (Withstand Voltage): 1000V AC/minute
- 温度范围 (Temperature Range): $-25^{\circ}C \sim +105^{\circ}C$

Circuits	Dimensions (mm)				Circuits	Dimensions (mm)			
	A	B	C	D		A	B	C	D
02	8.00	2.00	2.50	4.90	10	24.00	18.00	15.50	20.90
03	10.00	4.00	2.50	6.90	11	26.00	20.00	15.50	22.90
04	12.00	6.00	3.50	8.90	12	28.00	22.00	15.50	24.90
05	14.00	8.00	5.50	10.90	13	30.00	24.00	15.50	26.90
06	16.00	10.00	7.50	12.90	14	32.00	26.00	15.50	28.90
07	18.00	12.00	9.50	14.90	15	34.00	28.00	15.50	30.90
08	20.00	14.00	11.50	16.90	16	36.00	30.00	15.50	32.90
09	22.00	16.00	13.50	18.90					



Assembly Layout

NO.	DESCRIPTION	QTY	MATERIAL	PLATING/COLOR
A	Insulator	1	LCP (UL94V-0)	Beige
B	Contacts	2~16	Brass	Tin-plated
C	Solder Tab	2	Brass	Tin-plated

UNITS	mm	深圳市德瑞电子有限公司 SHENZHEN DERUI ELECTRONIC CO., LTD.	
MAT'L		PART NO. (INTENDED USE) HY2.0-nAWB	TITLE: HY2.0卧贴针座
FINISH		APPD:	DWG NO.: HY2.0-nAWB
Q'TY	PCS	CHKD:	SCALE: 1/1
		DR: HU 2016.09.28	SHEET: 1/1
			REV: A

X.± 0.3	X°.± 5°
.X± 0.25	.X°.± 2°
.XX± 0.20	.XX°.± 1°
.XXX± 0.10	.XXX°.± 0.5°