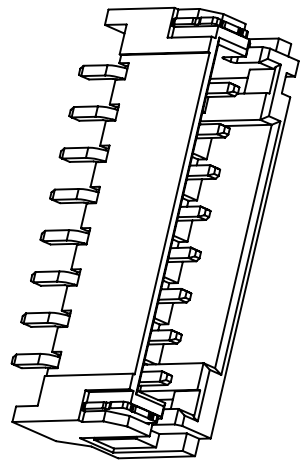
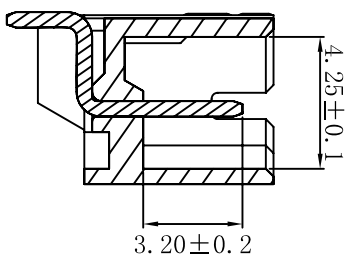
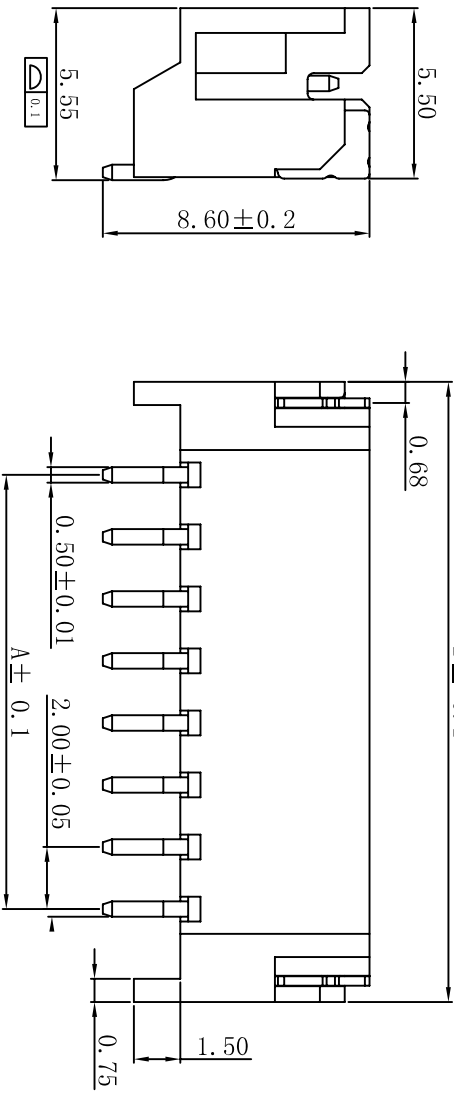
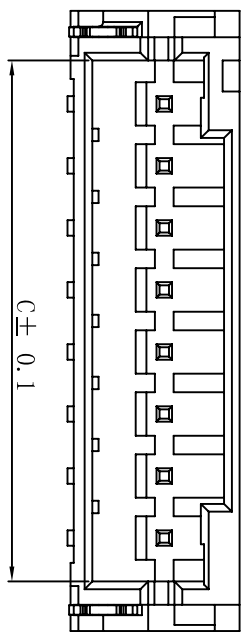


REV.	ECN/NO	MODIFY/CONTENT

性能:

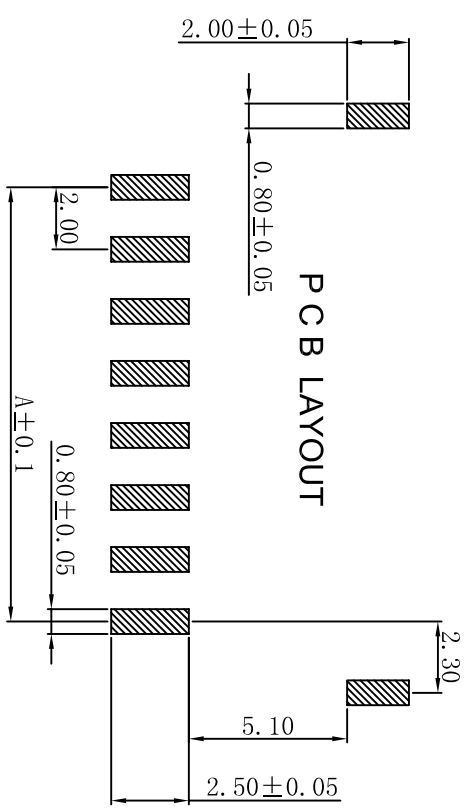
- 额定电流: 1A
- 额定电压: 100V
- 耐电压: 500V
- 接触电阻:  $\leq 20m\Omega$
- 绝缘电阻: 500M $\Omega$
- 工作温度:  $-20^{\circ}C \sim +85^{\circ}C$

塑件 (材质): LCP, UI94V-0  
 插簧 (材质): 黄铜, 镀锡  
 焊片 (材质): 磷青铜, 镀锡



孔位	A	B	C
2	2.00	8.00	4.80
3	4.00	10.00	6.80
4	6.00	12.00	8.80
5	8.00	14.00	10.80
6	10.00	16.00	12.80
7	12.00	18.00	14.80
8	14.00	20.00	16.80
9	16.00	22.00	18.80
10	18.00	24.00	20.80
11	20.00	26.00	22.80
12	22.00	28.00	24.80

PCB LAYOUT



X $\pm$ 0.20	X $\pm$ 5°	UNITS	mm
X $\pm$ 0.15	X $\pm$ 2°	MATL	
.XX $\pm$ 0.08	.XX $\pm$ 1°	FINISH	
.XXX $\pm$ 0.05	.XXX $\pm$ 0.5°	Q'TY	

NAME (INTENDED USE)	2.0 贴片/wafer
PART NO. (INTENDED USE)	2.0-A-nPWB
APPRD:	
CHKD:	
DR:	huang sheng2013-02-02

<b>mstconn</b>	
SHEN ZHEN DE RUI ELECTRONIC CO.,LTD	
TITLE:	2.0 贴片/wafer
DWG NO.:	
SCALE	1:1
SHEET	1/1
REV.	B

THESE DRAWINGS AND SPECIFICATIONS ARE THE PROPERTY OF JU MING ELECTRON FACTORY AND SHALL NOT BE REPRODUCED, COPIED OR USED IN ANY MANNER WITHOUT THE PRIOR WRITTEN CONSENT OF JU MING ELECTRON FACTORY